
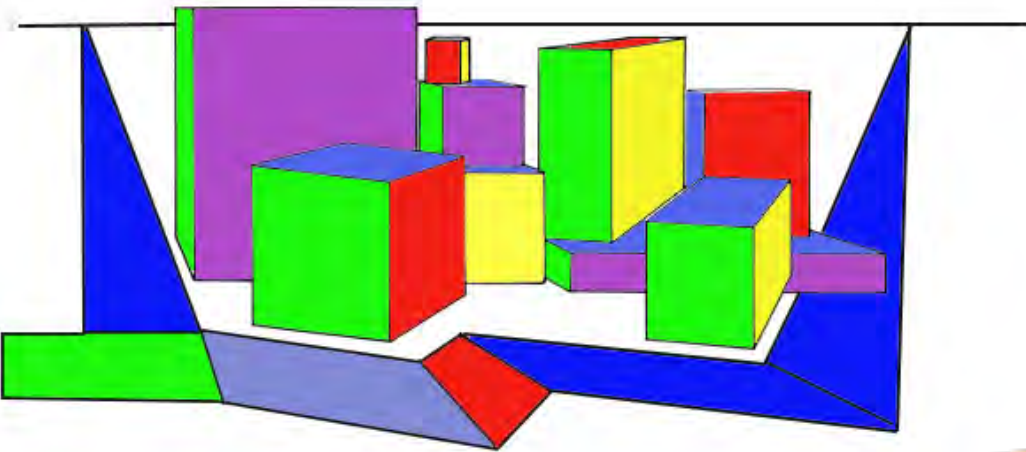



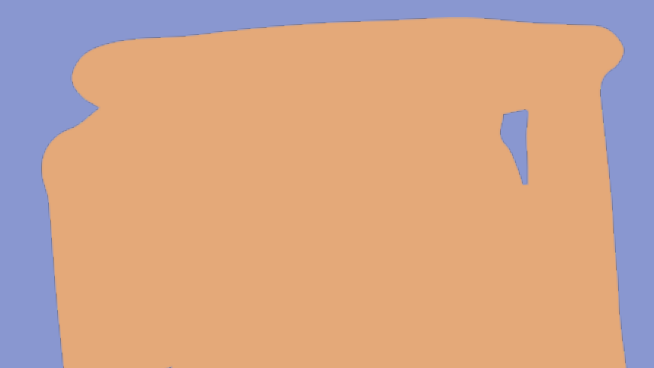

Two-point linear perspective  
Perspectiva lineal de dos punto

Mr. Lee





# Learning Objectives

- Understand two-point perspective
  - Learn some Art History
  - Project 1: Flying Objects
  - Quiz with vocabulary
  - Project 2: Imaginary Landscape
  - Test with vocabulary and image identification
- 
- 



VAPA

# STANDARDS

[Acc.VA:Cr2.1](#): Artists and designers experiment with forms, structures, materials, concepts, media, and art-making approaches. Through experimentation, practice, and persistence, demonstrate acquisition of skills and knowledge in a chosen art form.

[Prof.VA:Re7.1](#): Individual aesthetic and empathetic awareness developed through engagement with art can lead to understanding and appreciation of self, others, the natural world, and constructed environments. Hypothesize ways in which art influences perception and understanding of human experiences.

[Prof.VA:Re7.2](#): Visual imagery influences understanding of and responses to the world. PS: Analyze how one's understanding of the world is affected by experiencing visual imagery.

[Acc.VA:Cn10](#): People develop ideas and understandings of society, culture, and history through their interactions with and analysis of art. Utilize inquiry methods of observation, research, and experimentation to explore unfamiliar subjects through artmaking.





## COMMON CORE

# STANDARDS

[CCSS.ELA-Literacy.RST.11-12.3](#): Follow precisely a complex multistep procedure when carrying out experiments, taking measurements, or performing technical tasks; analyze the specific results based on explanations in the text;

[CCSS.ELA-Literacy.RST.11-12.4](#): Determine the meaning of symbols, key terms, and other domain-specific words and phrases as they are used in a specific scientific or technical context relevant to *grades 11-12 texts and topics*.

[CCSS.ELA-Literacy.L.11-12.2](#): Demonstrate command of the conventions of standard English capitalization, punctuation, and spelling when writing.

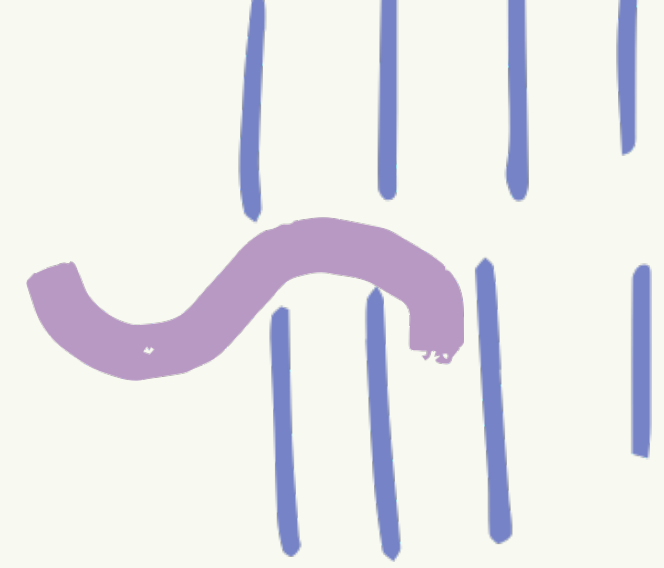
[CCSS.ELA-Literacy.SL.11-12.6](#)

Adapt speech to a variety of contexts and tasks, demonstrating a command of formal English when indicated or appropriate.




# ART MATERIALS

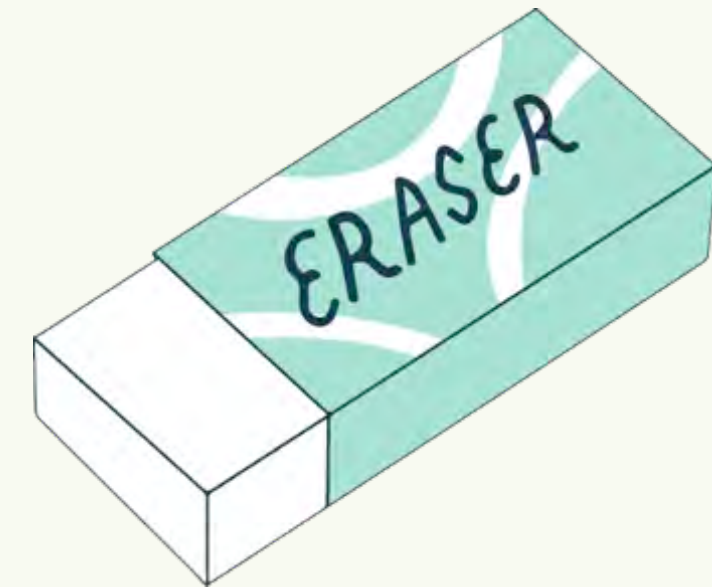
... to start with!



paper and pencil  
(4H to 6H – hard)  
papel y lapiz




Ruler  
regla



Eraser  
borrador

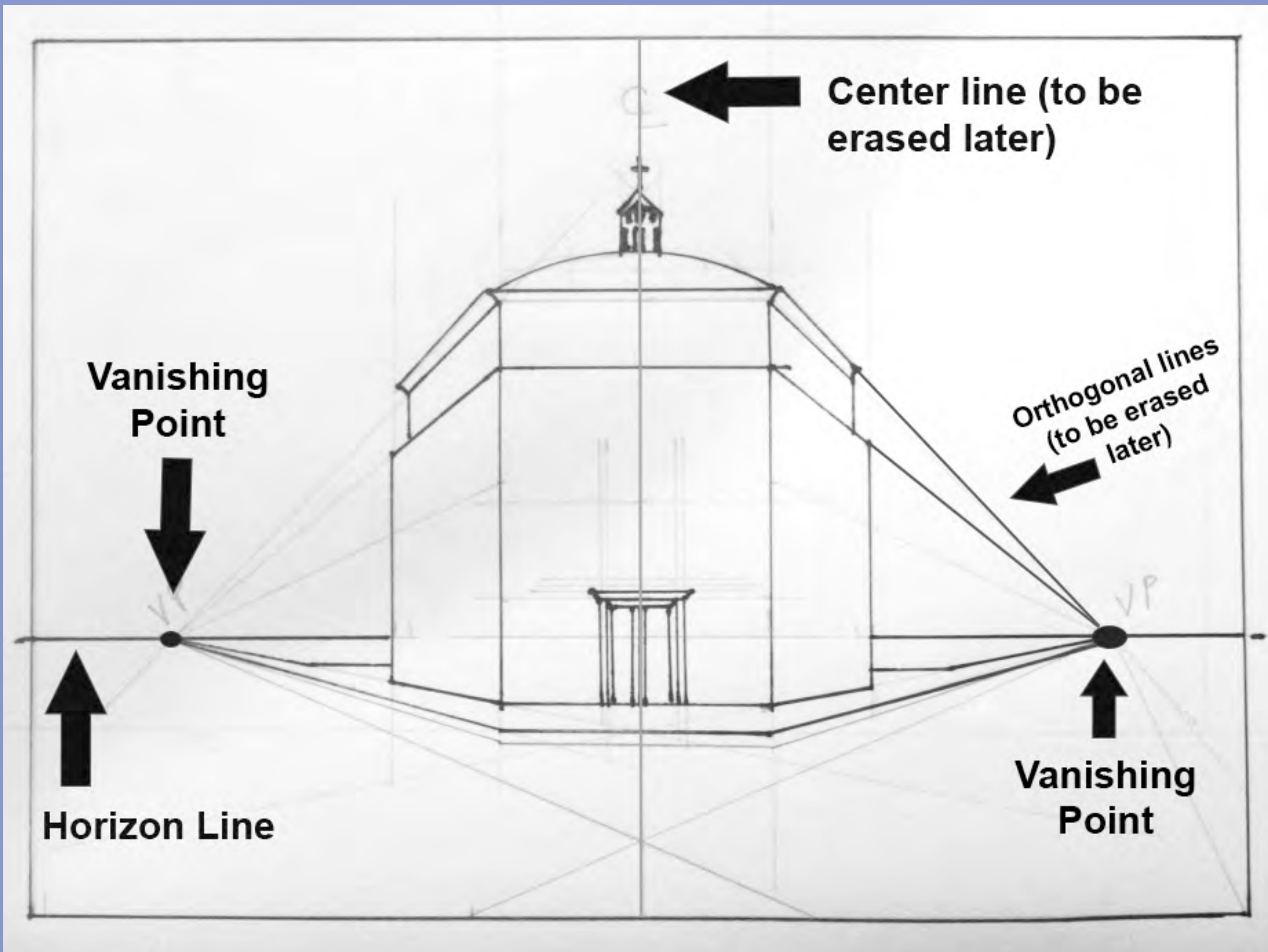
# WHAT IS TWO POINT PERSPECTIVE?



Two-Point Perspective is a type of linear perspective that uses TWO vanishing points to create the illusion of depth in a work of art.

La perspectiva de dos punto es un tipo de perspectiva lineal que utiliza dos puntos de fuga únicos para crear la ilusión de profundidad en una obra de arte.

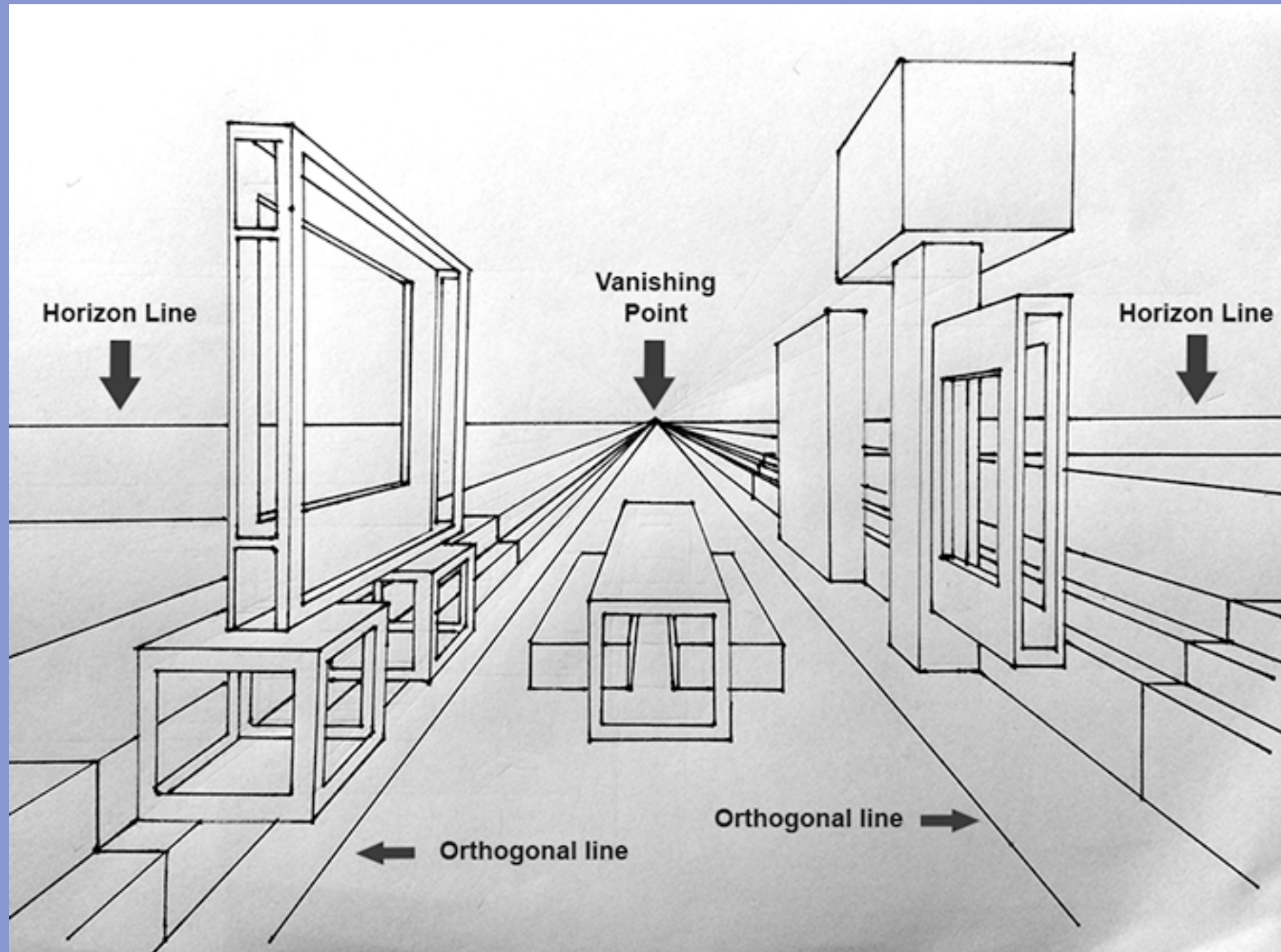
LBCC by Chris Lee



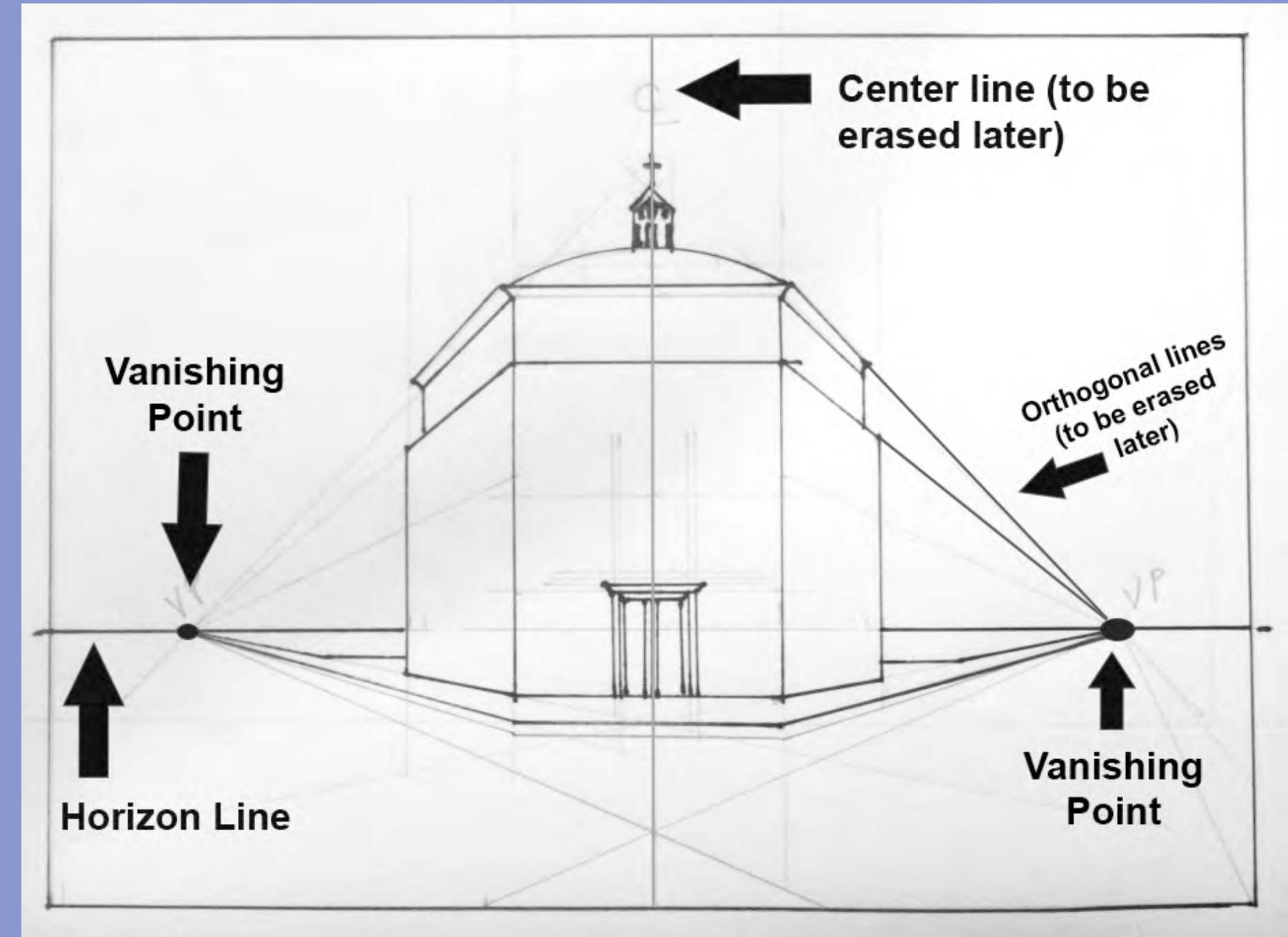
# Vocabulary

- Horizon Line
- Vanishing Point(s)
- Orthogonal lines
- línea del horizonte
- Punto(s) de fuga
- Líneas ortogonales
- (or-TO-go-nahl)

With 1-point perspective (Lesson 1), all of the orthogonals go towards a single vanishing point on the horizon.



With 2-point perspective, orthogonals connect with two vanishing points on the horizon line.

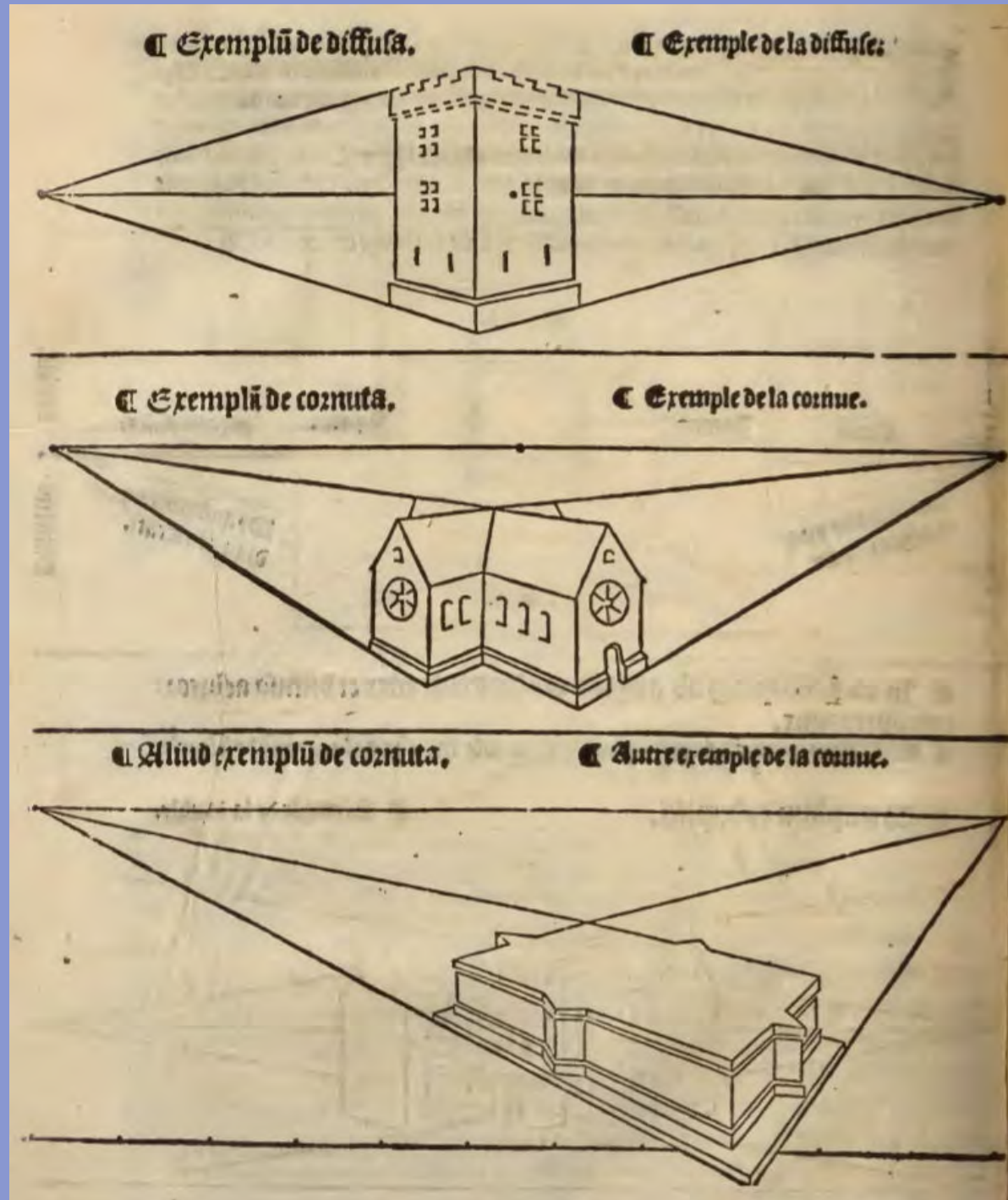


Both types of perspective create the illusion of depth on a flat surface.


When linear perspective was discovered in the 15<sup>th</sup> century, it was a new technology.




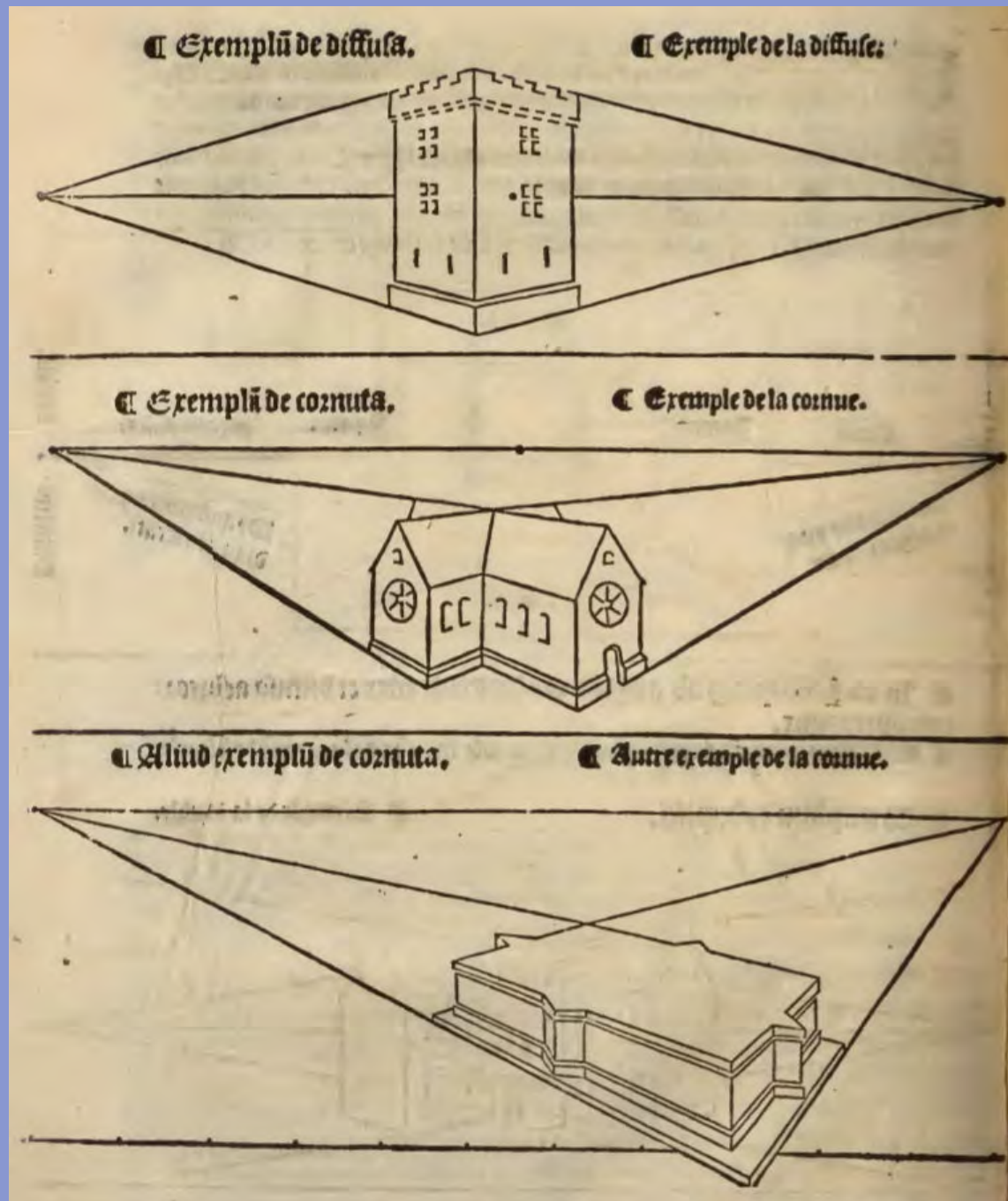
In a two-point perspective drawing, orthogonal lines connect to two vanishing points on the horizon line.



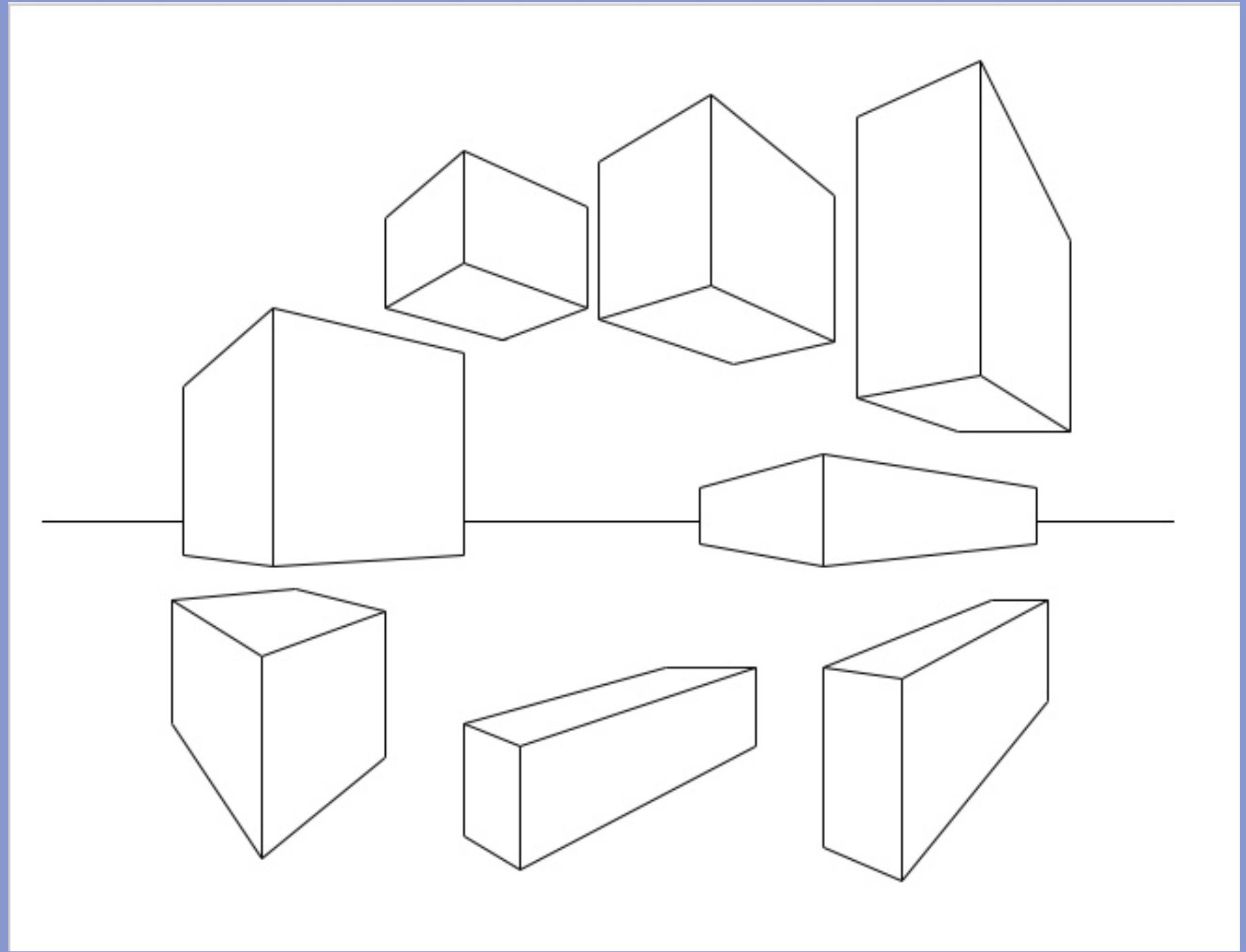

Jean Pélérin, *De Artificiali  
perspectiva* (1505)



*The Quattro Fontane Looking Toward Santa Maria Maggiore* by  
Lieven Cruyl, ca. 1665



When all of your orthogonals are connected to TWO vanishing points, you can create the appearance of three dimensional objects on the ground, at eye level or higher in the sky. The placement of your horizon line will also affect how the objects will appear in your drawing.

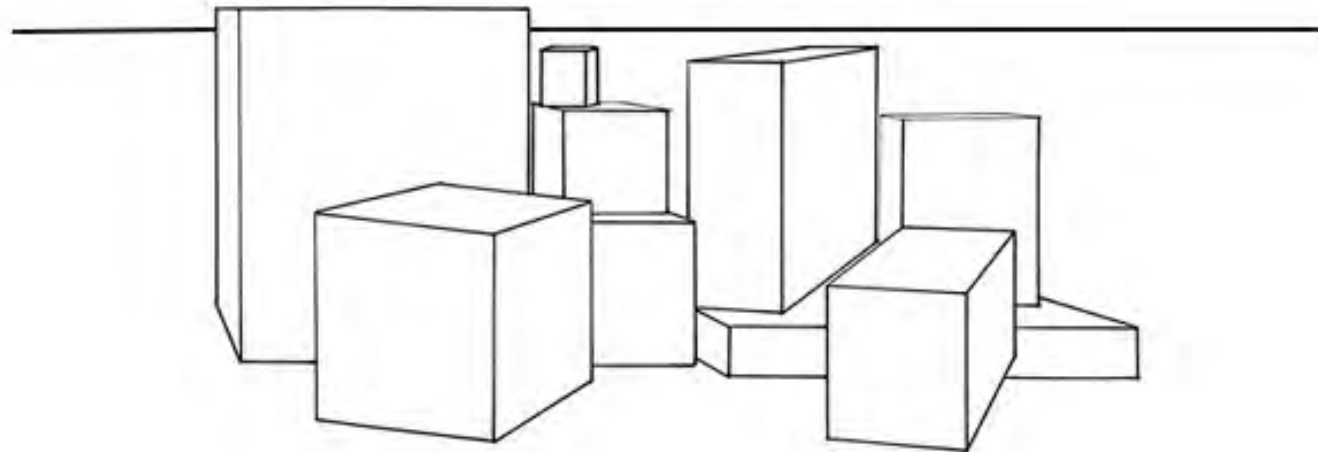


Two-point perspective lets you create many different kinds of drawings and landscapes. What do you see that is different about each drawings, even though they BOTH use two-point perspective? Talk to a partner and discuss this.

*Drawing by JamyMRedd, Two-point Perspective (2022). DeviantArt.com*

*Jessica Russo Scherr (2022). "Two point perspective resources."*

Horizon line placed higher on the paper



# Project 1: Flying Objects and Different Horizons

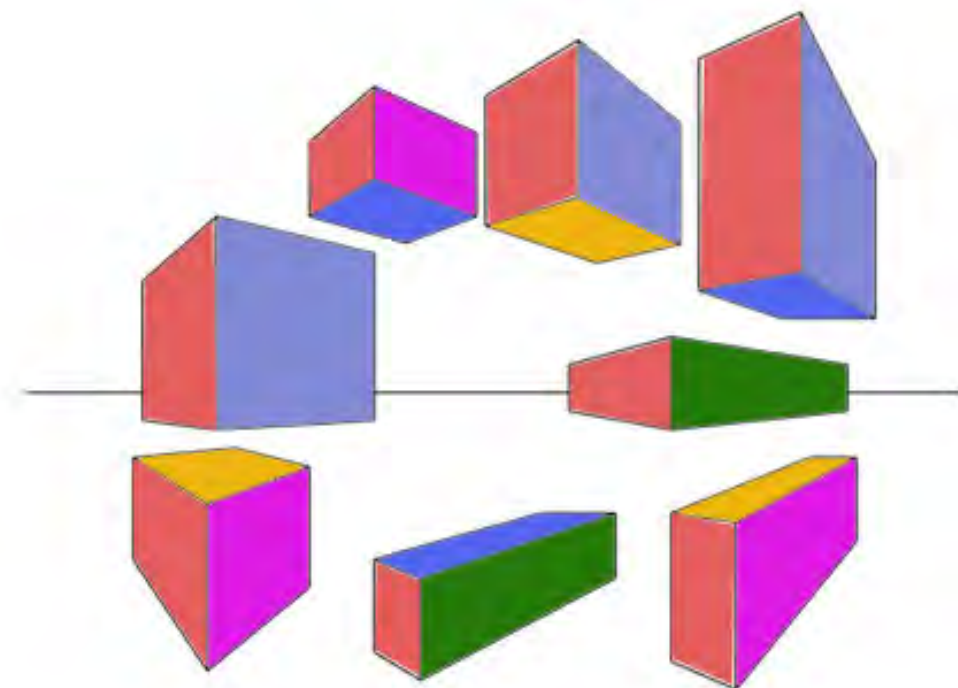
Create a two-point perspective landscape filled with geometric objects. Include at least two (2) objects that are flying in the sky, and at least two (2) on or below the horizon line. For a higher or lower vantage point, place your horizon line either higher or lower on your paper.

Step 1: Create two (2) rough sketch ideas.

Step 2: Choose your favorite, then select a medium from the list below:


- Colored pencils
- Acrylic or watercolor paint
- Chalk or oil pastels
- Yarn and or fabrics
- Any other ideas you can think of!
- Colored markers
- Black ink
- Collage from magazine cutouts
- Found objects (recyclables, etc).

Step 3: Use a 12x18 sheet of paper to make your drawing in four (4) days.



Horizon line at eye level or centered

# Next: Short Art History



How Renaissance, Neo-Classical and Futurism artists used two-point perspective

**Veduta – (Vay-DOOT-tah)** Italian for a “view” painting of an actual city or landscape



**Canaletto**

**(Giovanni Antonio Canal)**

1697 – 1768

**Renaissance (14<sup>th</sup>-16<sup>th</sup> century)**




*The Molo, Venice, Seen from the Bacino di San Marco*  
ca. 1730



*Capricci* – (Kah-PREET-chee) Italian word for a “view” painting of an imaginary city or landscape

*To prevent the visual distortion of the buildings and bridge, Robert had to place the vanishing points OUTSIDE of the actual image. How did he do this?*

Hubert Robert  
*Architectural Fantasy*,  
1802-1808



*When making the rough sketch, artists like Robert would attach two pieces of paper to the sides of their main piece, then use long rulers to find and place the proper vanishing points and orthogonals. The wide placement of the vanishing points on the outside sheets of paper gave artists the chance to reduce or eliminate visual distortion of buildings and landscapes.*

Hubert Robert  
Architectural Fantasy,  
1802-1808

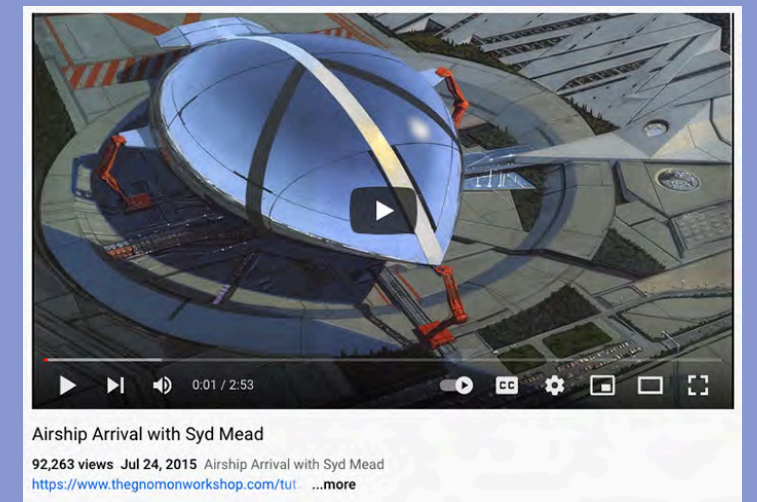




Follow the shadow edges on the floor to get an idea of why and how this is a two-point perspective drawing.

Where do you think the horizon line is?

**Next, let's watch a short video on Syd Mead's creative process**



Syd Mead  
*A Two-wheeled  
Concept for Blade  
Runner, 1980*

# Interior Design




Andre Mellone (2020). Living Room design.  
ADPRO.com

John Park (2018). "Syd Mead-Inspired Painting  
Tutorial." Cubebrush.com.

# Next:

- Complete Project 1
- Quiz
- Project 2: Themed Landscape  
(*capricci*)



Quiz

## Vocabulary

- Veduta / veduta
- Capricci / capricci
- Foreground / primer plano
- interior design / diseño de interiores
- orthogonals / ortogonales
- Recede
- Brunelleschi (architect)
- Vantage point / punto ventaja / el punto panorámico
- Canaletto (artist)
- atmospheric perspective / perspectiva atmosférica
- Horizon line / line del horizonte

# Quiz and Test Vocabulary

- **Veduta** – (Vay-DOOT-tah) - Italiano para una pintura de "vista" de una ciudad o paisaje real

- **Capricci** – (Kah-PREET-chee) Italiano para una pintura de "vista" de una ciudad o paisaje imaginario

- **Foreground** – el área en un dibujo en perspectiva que aparece más cerca de usted

- **Interior Design** – “el arte y la profesión de crear un entorno más sano y estéticamente agradable” (Wiki)

- **Orthogonal lines** - las líneas diagonales que retroceden hasta el punto de fuga

- **Recede** – alejarse más

- **Brunelleschi** – arquitecto italiano que “redescubrió” la perspectiva lineal, 1415-1420

- **Vantage Point** - una posición desde donde se ve algo; por ejemplo, la parte superior de un edificio de cinco pisos es un punto de vista "más alto"

- **Canaletto** - artista italiano famoso por utilizar la perspectiva de dos puntos para crear pinturas de veduta. Vivió desde 1697-1768

**Atmospheric perspective** - un tipo de perspectiva en la que los objetos se vuelven menos detallados, de menor contraste y más borrosos a medida que retroceden en la pintura o el dibujo.

- **Horizon line** - una línea horizontal que determina el "horizonte" en una obra de arte en perspectiva lineal

# Quiz and Test Vocabulary

- **Veduta** – (Vay-DOOT-tah) Italian for a “view” painting of an actual city or landscape
- **Capricci** – (Kah-PREET-chee) Italian for a “view” painting of an imaginary city or landscape
- **Foreground** – the area in a perspective drawing that appears closest to you
- **Interior Design** – “the art and profession of creating a healthier and aesthetically pleasing environment.” (Wiki)
- 
- **Orthogonal lines** - the diagonal lines that recede to the vanishing point
- **Recede** – to move further away

- **Brunelleschi** – Italian architect who “rediscovered” linear perspective, 1415-1420

- **Vantage point** – a position from where something is viewed; for example, the top of a five-story building is a “higher” vantage point

- **Canaletto** – Italian artist famous for using two-point perspective to create *veduta* paintings. Lived from 1697-1768

**Atmospheric perspective** – a type of perspective where objects become less detailed, lower in contrast, and more blurry as they recede in the painting or drawing

- **Horizon line** – a horizontal line that determines the “horizon” in a linear perspective artwork

# Project 2: Themed Landscape



Using 12x18" sheet of paper, create a landscape using 2-point perspective.

Choose a theme:


- Country Town
- Urban City View
- Floating City
- Futurism/Manga/Cyberpunk
- Zombie or Monster Attack!
- You Favorite Movie or Book
- Favorite Video Game
- Another idea...? Go for it!

Samantha Mancilla, John Glenn High School

<https://www.jghsfinearts.com/2019-2020%20GALLERIES/jghs2019-2020two.html>



# Project 2: Themed Landscape



Usando una hoja de papel de 12x18", cree un paisaje usando una perspectiva de 2 puntos.

- Elige un tema:
- Población rural
- Ciudad urbana
- Ciudad Flotante / Futurismo
- ¡Ataque de zombis o monstruos!
- Tu película o libro favorito Videojuego favorito
- ¿Otra idea? ¡Ve a por ello!

JamyMRedd on Deviant Art

<https://www.deviantart.com/jameymredd/art/2-point-perspective-645193795>



# Examples



Chris Lee, Castle Theme, digital sketch and colored pencil fill, after a LEGO castle kit



Art of Education University,  
A country theme landscape with two point  
perspective painted in watercolor

<https://theartofeducation.edu/flex/lesson-plans/two-point-perspective-watercolor-landscapes/>

# Examples



Jennifer Chen

<https://blogs.ubc.ca/jenniferch/practicum/two-point-perspective-futuristic-city-drawing/>



Tammy Nara, NEMAA

<https://nema.org/shop/safety-net/>

# Test Vocabulary

- Veduta / veduta
- Capricci / capricci
- Foreground / primer plano
- interior design / diseño de interiores
- orthogonals / ortogonales
- Recede
- Brunelleschi (architect)
- Vantage point / punto ventaja / el punto panorámico
- Canaletto (artist)
- atmospheric perspective / perspectiva atmosférica
- Horizon line / line del horizonte

# Test Vocabulary

- **Veduta** – (Vay-DOOT-tah) Italian for a “view” painting of an actual city or landscape
- **Capricci** – (Kah-PREET-chee) Italian for a “view” painting of an imaginary city or landscape
- **Foreground** – the area in a perspective drawing that appears closest to you
- **Interior Design** – “the art and profession of creating a healthier and aesthetically pleasing environment.” (Wiki)
- 
- **Orthogonal lines** - the diagonal lines that recede to the vanishing point
- **Recede** – to move further away

- **Brunelleschi** – Italian architect who “rediscovered” linear perspective, 1415-1420


- **Vantage point** – a position from where something is viewed; for example, the top of a five-story building is a “higher” vantage point

- **Canaletto** – Italian artist famous for using two-point perspective to create *veduta* paintings. Lived from 1697-1768

**Atmospheric perspective** – a type of perspective where objects become less detailed, lower in contrast, and more blurry as they recede in the painting or drawing


- **Horizon line** – a horizontal line that determines the “horizon” in a linear perspective artwork

# Test Images and Questions



- Identify the title of the artwork, name of the artist and the type of perspective.
- Written response question for extra credit points

# Test Images


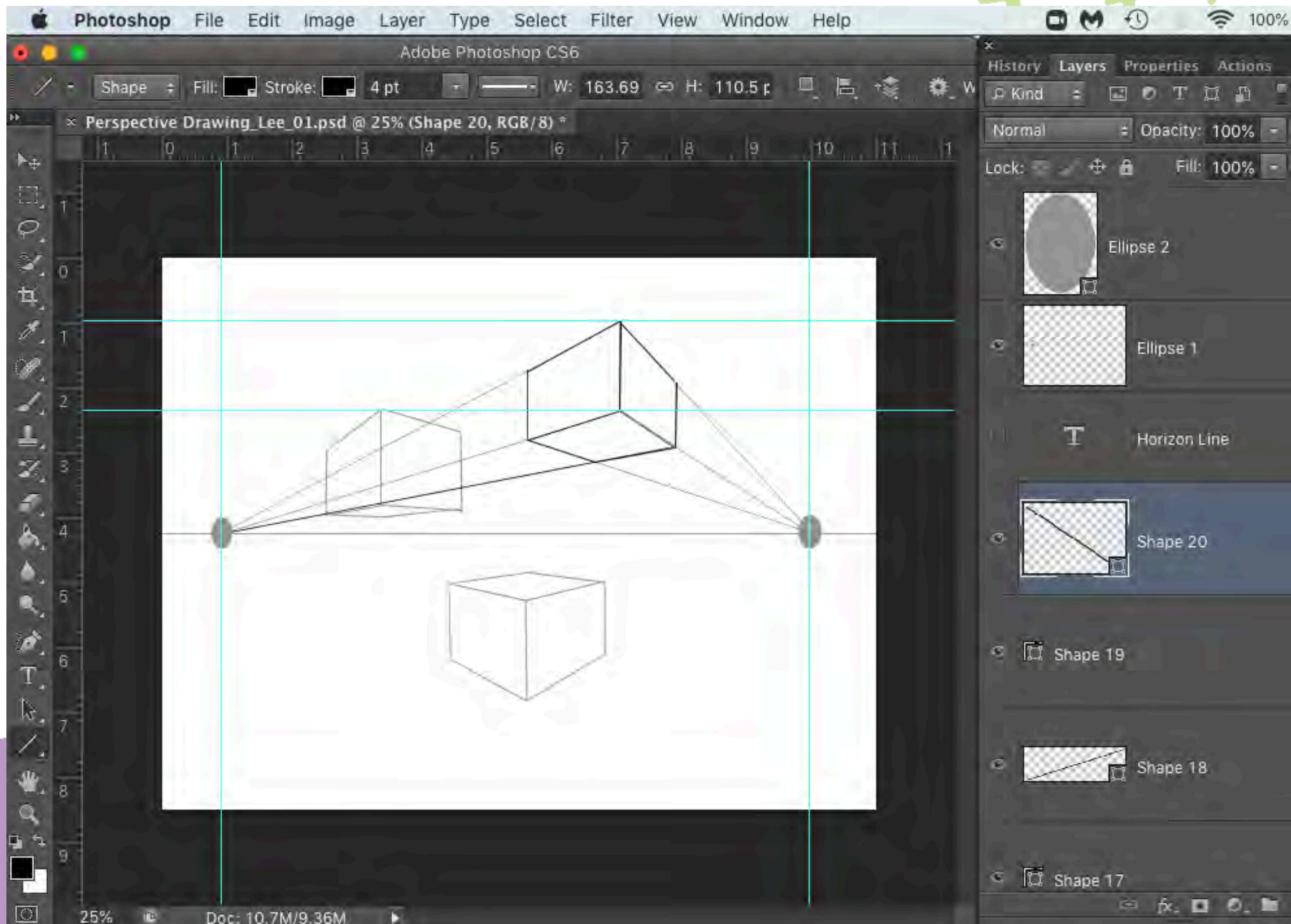


*The Quattro Fontane Looking Toward  
Santa Maria Maggiore by Lieven Cruyl*  
**Two-point perspective**

*Poet on a Mountaintop by Shen Zhou*  
**Atmospheric Perspective**

# Next...

## 2-point perspective in Photoshop



# Image Credits

Art of Education University (2022). A country theme landscape with two point perspective painted in watercolor.  
<https://theartofeducation.edu/flex/lesson-plans/two-point-perspective-watercolor-landscapes/>

Artworks by Leslie Cardenas, Lanie Mendez and Samantha Mancilla of John Glenn High School.  
<https://www.jghsfinearts.com/2019-2020%20GALLERIES/jghs2019-2020two.html>

Canaletto (1697-1768), *The Molo, Seen from the Bacino di San Marco*. The Louvre, room 23: Les fêtes vénitienne.  
[https://commons.wikimedia.org/wiki/File:Giovanni\\_Antonio\\_Canal,\\_il\\_Canaletto\\_-\\_The\\_Molo,\\_Seen\\_from\\_the\\_Bacino\\_di\\_San\\_Marco\\_-\\_WGA03903.jpg](https://commons.wikimedia.org/wiki/File:Giovanni_Antonio_Canal,_il_Canaletto_-_The_Molo,_Seen_from_the_Bacino_di_San_Marco_-_WGA03903.jpg)

Lieven Cruyl (1640-1720), *Eighteen Views of Rome: The Quattro Fontane Looking Toward Santa Maria Maggiore*.  
*Cleveland Museum of Art.org*. <https://www.clevelandart.org/art/1943.274>

Jennifer Chen, *Futuristic Landscape* (2018). JenniferChen.com.  
<https://blogs.ubc.ca/jenniferch/practicum/two-point-perspective-futuristic-city-drawing/>

Syd Mead and Gnomon Workshop (2017). "Arrival Ship with Syd Mead." YouTube.com.  
[https://www.youtube.com/watch?v=CAbkR-n6PkA&t=1s&ab\\_channel=TheGnomonWorkshop](https://www.youtube.com/watch?v=CAbkR-n6PkA&t=1s&ab_channel=TheGnomonWorkshop)

Syd Mead, *A Two-wheeled Concept for Blade Runner*, 1980. Sydmead.com.  
<https://sydmead.com/gallery/>

Janet Mock (2022). "Surpassing Certainty" book cover. <https://janetmock.com/books/>





# Image Credits

Janet Mock and Jamie Ballard (2020). "25 LGBTQ Quotes.". *Women's Day.com*.  
<https://www.womansday.com/life/g32858887/lgbtq-pride-quotes/?slide=18>

Tammy Nara, *Safety Net* (2005). NEMAA.org.  
<https://nema.org/shop/safety-net/>

John Park (2018). "Syd Mead-Inspired Painting Tutorial." Cubebrush.com.  
<https://cubebrush.co/jparked/products/e9l3uq/syd-mead-inspired-painting-tutorial?ref=tscgw>

Jean Pélérin, *De Artificiali perspectiva* (1505), printed by Toul, P. Jacques, Paris. "The History of Perspective." Essential Vermeer.com.  
<http://www.essentialvermeer.com/technique/perspective/history.html>

JamyMRedd, *Two-point Perspective* (2022). DeviantArt.com  
<https://www.deviantart.com/jameymredd/art/2-point-perspective-645193795>

Jessica Ritz (2020). "View the Beautiful Drawings of Design Talents Who Still Work By Hand." ADPRO.com.  
<https://www.architecturaldigest.com/story/beautiful-drawings-design-talents-work-by-hand>

Hubert Robert (1733-1808), *Architectural Fantasy* (1802-1808). Rhode Island School of Design. Risdmuseum.org..  
<https://risdmuseum.org/art-design/collection/architectural-fantasy-37104>

Jessica Russo Scherr (2022). "Two point perspective resources." <https://bluelavaart.com/art-education/2-point-perspective-resources>

Shen Zhou (1427-1509), *Poet on a Mountaintop*, Ming Dynasty (1368-1644). China Online Museum.org.  
<https://www.comuseum.com/painting/masters/shen-zhou/poet-on-a-mountain-top/>

